

General Series Battery

General series batteries are designed with AGM (Absorbent Glass Mat) technology, High performance plates and electrolyte to give extra power output for common power backup system. MS Series Batteries are the general purpose batteries with 5 years floating design life at 25°C Meet with IEC, BS,JIS and Eurobat standard.UL(MH62092),CE approved.

Application

- Emergency Power System
- Communication equipment
- Telecommunication systems
- Uninterruptible power supplies
- Electric toy car and wheelchairs, etc
- Power tools
- Alarm system
- Marine equipment
- Medical equipment
- Fire and Security System



General Features

- Heavy Duty Grid
- Non-spillable construction
- Mechanized assembly
- High Reliability and Stability
- Sealed and Maintenance-free
- Long Life and low self-discharge design

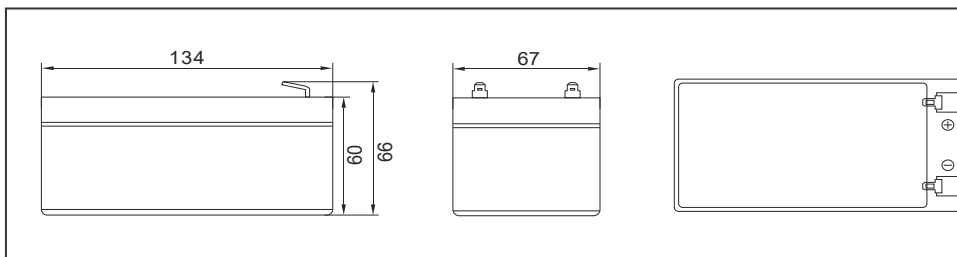
Construction

- Positive Lead dioxide
- Electrolyte Silicon dioxide
- Separator Fiber glass
- Container ABS(UL94-HB) / Flame Retardant ABS (UL94-V0)
- Negative Lead
- Safety Valve EPDR
- Terminal Copper

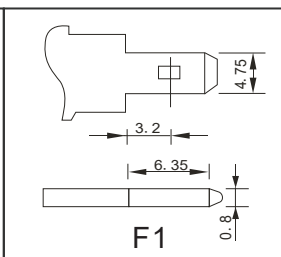
Specification

Battery Model	Nominal Voltage		12V	
	Rated Capacity (10 Hours Rate)		3.4Ah	
	Cells Per Battery		6	
Dimmension	Length	Width	Height	Total Height
	134mm (5.28 inches)	67mm (2.64 inches)	60mm (2.36 inches)	66mm (2.60 inches)
Approx. Weight	1.29kg			
Capacity @ 25°C (77°F)	20 hour rate(0.170A,10.5V)	10 hour rate(0.3A,10.8V)	5 hour rate(0.56A,10.5V)	1 hour rate(1.98A,9.6V)
	3.4Ah	3.0Ah	2.8Ah	1.98Ah
Max. Discharge Current	49.5A (5 Sec.)			
Internal Resistance	Full charge at 25°C (77°F): Approx. 71mΩ			
Capacity affected by Temp. (10HR)	40°C (104°F)	25°C (77°F)	0°C (32°F)	-15°C (5°F)
	102%	100%	85%	65%
Self Discharge @ 25°C (77°F)	After 3 months storage		After 6 months storage	After 12 months storage
	91%		82%	64%
Charge Method @ 25°C (77°F)	Cycle Use		Float Use	
	14.4-14.7V (Initial charging current less than 1.02A)		13.50-13.80V	

Outer Dimension (mm)



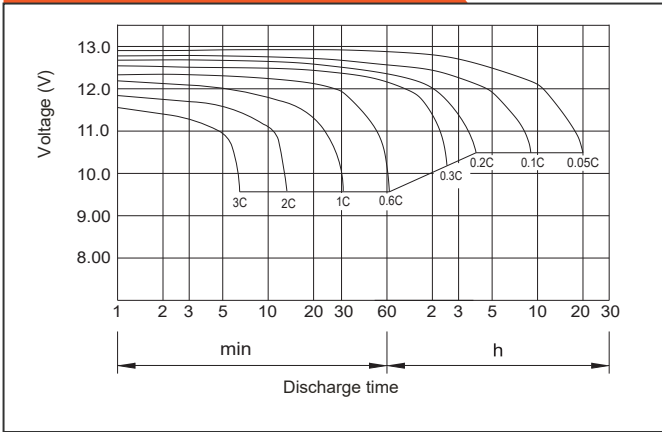
Terminal Type



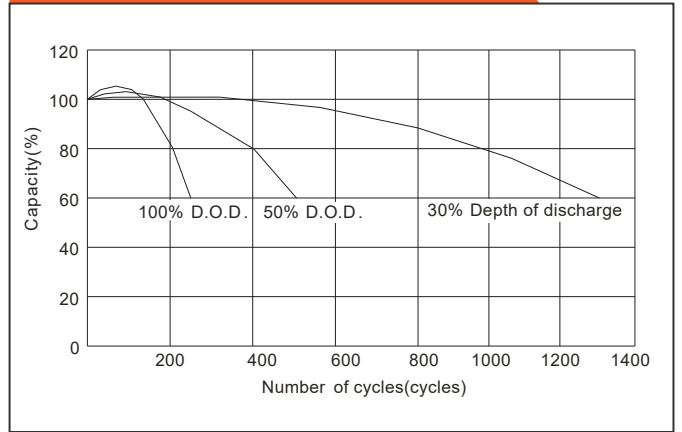
Constant Current(Amp) and Constant Power(Watt) Discharge Table at 25°C (77°F)

F.V/Time		5min	10min	15min	30min	1h	3h	5h	10h	20h
1.80V/cell	A	9.158	6.600	5.122	3.399	1.841	0.798	0.549	0.302	0.163
	W	9.419	11.953	9.465	6.309	3.430	1.496	1.041	0.593	0.321
1.75V/cell	A	10.072	6.838	5.225	3.465	1.914	0.825	0.561	0.307	0.170
	W	10.344	12.487	9.745	6.511	3.602	1.559	1.074	0.608	0.328
1.70V/cell	A	10.877	7.254	5.432	3.515	1.922	0.833	0.570	0.313	0.169
	W	16.348	13.405	10.217	6.660	3.668	1.597	1.105	0.628	0.339
1.65V/cell	A	17.105	7.400	5.570	3.548	1.931	0.846	0.581	0.321	0.175
	W	18.462	13.771	10.599	6.797	3.528	1.637	1.136	0.651	0.356
1.60V/cell	A	19.084	7.692	5.742	3.432	1.945	0.866	0.600	0.335	0.182
	W	20.144	14.423	10.996	6.631	3.788	1.691	1.183	0.686	0.375

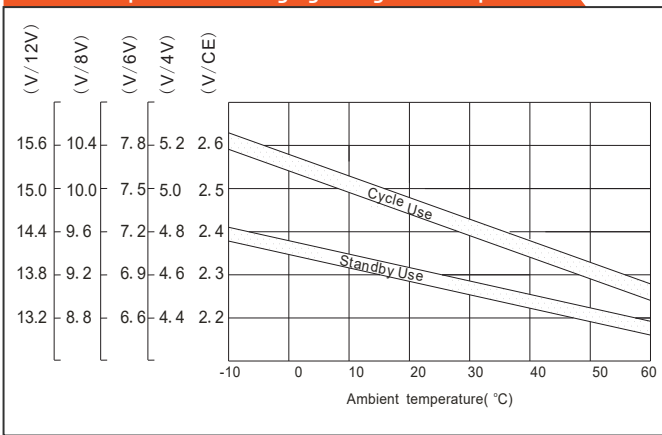
Discharge characteristic curve (25°C/77°F)



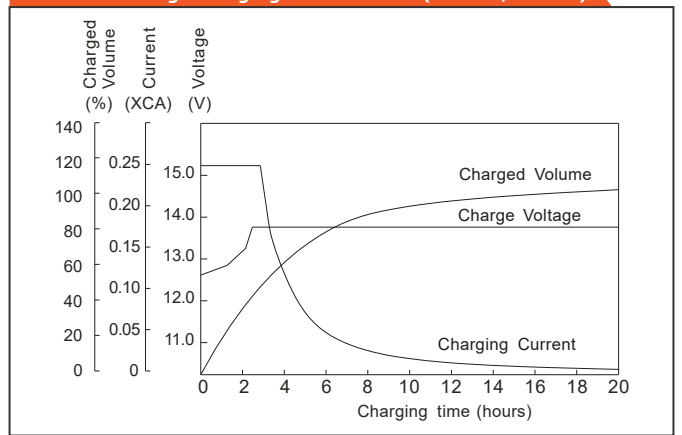
Cycle service life in relation to depth of discharge



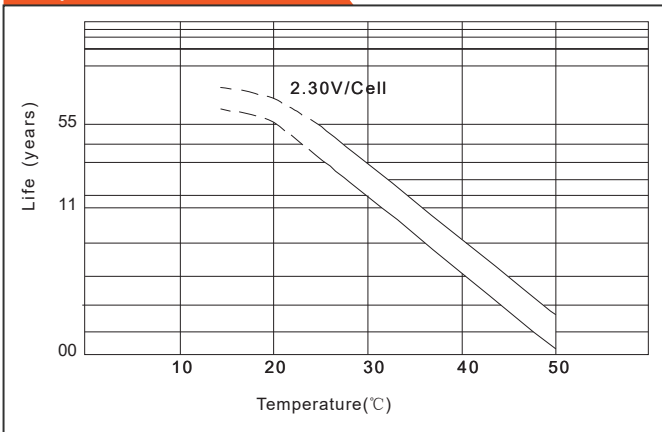
Relationship between charging voltage and temperature



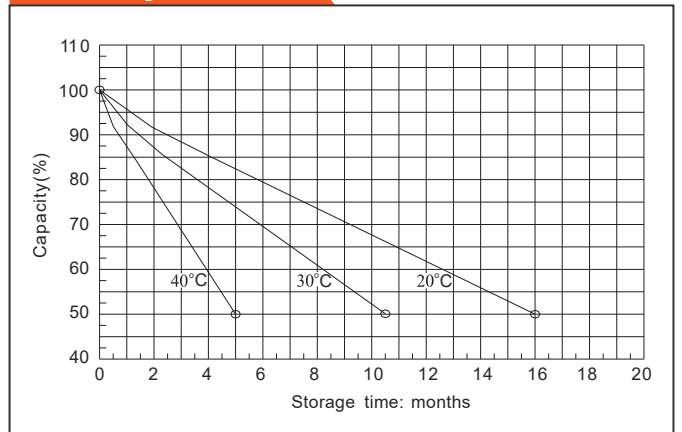
Constant voltage charging characteristic (0.25CA, at 25°C)



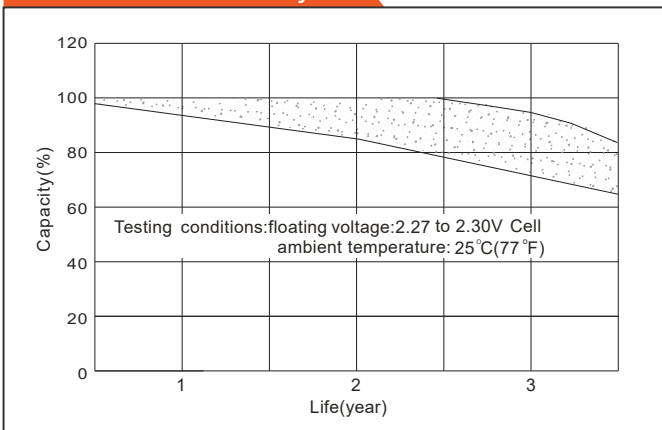
Temperature effects on float life



Self-discharge characteristic



Life characteristics of standby use



Charge characteristic curve for standby use

